









## INDUSTRIAL RANGE

### 1 MAIN FEATURES

T Triphasic
  Diesel fuel
  Perkins / 1106A-70TAG4
  Leroy somer / TAL044M
  / 7320

Hz 50Hz
  1500 r.p.m.
 V 400V
  0,8

Standby power (STP)	220 kVA	176 kW
Prime Power (PRP)	200 kVA	160 kW
Power Continuous (COP)	- kVA	- kW

#### OPEN SKID

Length (L)	3100 mm
Height (H)	1790 mm
Width(W)	1165 mm
Weight	1606 kg
Daily tank	400 L



#### 50Hz

Acoustic pressure level @1m

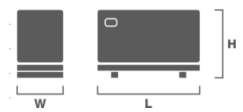
-

Acoustic pressure level @7m

-

#### SOUNDPROOF

Length (L)	3100 mm
Height (H)	1790 mm
Width (W)	1165 mm
Weight	2156 kg
Daily tank	400 L



#### 50Hz

Acoustic pressure level @1m

77 dB(A)

Acoustic pressure level @7m

64 dB(A)

#### AVAILABLE VOLTAGES - 50Hz

FP (cos Ø)	Phase	Voltage	COP (kVA/kW)	PRP (kVA/kW)	STP (kVA/kW)	Circuit breaker (A)
0,8	Three-phase	440	- / -	193 / 154	211 / 169	250
1	Three-phase	440	- / -	154 / 154	169 / 169	200
0,8	Three-phase	415	- / -	200 / 160	220 / 176	400
1	Three-phase	415	- / -	160 / 160	176 / 176	250
0,8	Three-phase	400	- / -	200 / 160	220 / 176	400
1	Three-phase	400	- / -	160 / 160	176 / 176	250
0,8	Three-phase	380	- / -	193 / 154	211 / 169	400
1	Three-phase	380	- / -	154 / 154	169 / 169	250
0,8	Three-phase	220	- / -	193 / 154	211 / 169	630
1	Three-phase	220	- / -	154 / 154	169 / 169	400
0,8	Single phase	230	- / -	100 / 80	110 / 88	630
1	Single phase	230	- / -	80 / 80	88 / 88	400
0,8	Single phase	220	- / -	100 / 80	110 / 88	630
1	Single phase	220	- / -	80 / 80	88 / 88	400

## 2 ROOM INSTALLATION

EXHAUST SYSTEM	50 Hz		
	COP	PRP	STP
Exhaust gas temperature (°C)	-	550	550
Exhaust gas flow (m³/min)	-	34,9	36,8
Evacuated Heat (kW)	-	148,1	158
Maximum back pressure (kPa)		6	
Exhaust silencer attenuation (dB)		18-25	
Output Diameter (mm)		114	

VENTILATION SYSTEMS	50 Hz		
	COP	PRP	STP
Combustion air flow (m³/min)	-	12,6	13,2
Cooling airflow (m³/min)		222	
Maximum load losses (Pa)		125	
RADIATION	50 Hz		
	COP	PRP	STP
Engine (kW)	-	12,8	13,2
Alternator (kW) 50	-	-	-

## 3 ENGINE SPECIFICATIONS

GENERAL SPECIFICATIONS	50 Hz
Model	1106A-70TAG4
Emissions	Not satisfy 97/68/EC
Performance grade	G2
Operating method	Four stroke
Fuel type	Diesel fuel
Refrigeration system	Water/antifreeze Closed Circuit
Aspiration system	Turbocharged
Injection system	Direct
No. and Cylinder arrangement	6 In-Line
Displacement (L)	7,01
Cylinder bore (mm)	105
Cylinder stroke (mm)	135
Compression Ratio	16:1
Regulation	Electronic
Rotation speed	1500
Piston Speed (m/s)	6,8
Gross power COP (kWm)	-
Gross power PRP (kWm)	178,9
Gross power STP (kWm)	196,3
Fan power (kWm)	5
Net Power COP (kWm)	-
Net Power PRP (kWm)	173,9
Net Power STP (kWm)	191,3
BMEP COP (kPa)	-
BMEP PRP (kPa)	2041,8
BMEP STP (kPa)	2240,3



CONSUMPTION		50 Hz	
Fuel consumption	LOAD	lt/h	g/kWh
STP	100%	49,4	209
	100%	45,8	213
	75%	34,7	215
PRP	50%	23,1	215
	100%	-	-
	75%	-	-
COP	50%	-	-
Oil consumption	< 0,1% of fuel consumption		

REFERENCE CONDITIONS	
Temperature (°C)	25
Atmospheric pressure (kPa)	100

CAPACITY	
Coolant (L)	21
Oil (L)	18

STARTING SYSTEM	
Voltage (V)	12
Power (kW)	4,2
Battery (Ah)	155

## 4 ALTERNATOR SPECIFICATIONS

GENERAL SPECIFICATIONS	
Model	TAL044M
Phases No.	Triphasic
Protection	IP23
Insulation	H
Temperature Rise	H
50Hz R.F.I. telephone interference	THF<2%
60Hz R.F.I. telephone interference	TIF<50
R.F.I. Suppression	CEM 2014/30/UE
Coupling	Semi-Flexible
Support	Single bearing



Wave form distortion with no load	<2%
Wave form distortion with balanced linear load	<5%
Winding Leads	6
Excitation (standard / option)	SHUNT / AREP
AVR Model (standard / option)	R120 / R180
Voltage Regulation (standard / option)	± 1 % / ± 1 %



## INDUSTRIAL RANGE

### RATED POWER - 50Hz

FP (cos Ø)	Phase	Voltage (V)	Power		Efficiency		
			PRP/STP (kVA)	PRP/STP (%)	Xd	X'd	X''d
0,8	Three-phase	440	192 / 211	93,0 / 92,6	3,810	0,190	0,110
1	Three-phase	440	154 / 169	95,4 / 95,2	3,810	0,190	0,110
0,8	Three-phase	415	200 / 220	93,0 / 92,6	3,810	0,190	0,110
1	Three-phase	415	160 / 176	95,4 / 95,2	3,810	0,190	0,110
0,8	Three-phase	400	200 / 220	93,0 / 92,6	3,810	0,190	0,110
1	Three-phase	400	160 / 176	95,4 / 95,2	3,810	0,190	0,110
0,8	Three-phase	380	192 / 211	93,0 / 92,6	3,810	0,190	0,110
1	Three-phase	380	154 / 169	95,4 / 95,2	3,810	0,190	0,110
0,8	Three-phase	220	192 / 211	93,0 / 92,6	3,810	0,190	0,110
1	Three-phase	220	154 / 169	95,4 / 95,2	3,810	0,190	0,110
0,8	Single phase	230	100 / 110	86,8 / 86,0	1,570	0,190	0,110
1	Single phase	230	80 / 88	91,0 / 90,7	1,570	0,190	0,110
0,8	Single phase	220	100 / 110	86,8 / 86,0	1,720	0,210	0,120
1	Single phase	220	80 / 88	91,0 / 90,7	1,720	0,210	0,120

## 5

## CONTROL PANEL



GENSET	DEEPSEA 7320	OPTIONAL
Voltage (Ph-Ph / Ph-N)	• / •	• / •
Current intensity	•	•
Frequency	•	•
RMS values	•	•
Generator phase sequence	•	•
Generator earth current [a]	o	o
No. of registers events	250	250
Real time clock	•	•
PIN protection	•	•
kWh, kVAR, kVAh, kVArh, cos Ø	•	•
Synchroscope (m)	-	o
Nº of available outputs [b]	6	6
Engine run hours	•	•
Indication of alarms on LCD	•	•
Total no. of LED indicators	12	12
No. of LED alarms	4	4
Sound signalling alarms	•	•
Scheduler	•	•
Fuel Level	•	•

Electrical network	DEEPSEA 7320	OPTIONAL
Voltage (Ph-Ph / Ph-N)	• / •	• / •
Current intensity [a]	-	o
Frequency	•	•
kVA, kW, cos Ø (a)	-	o
Inversion control between main-group	•	•
Protections and Alarms	DEEPSEA 7320	OPTIONAL
High / low battery voltage	A	o
Failure in Battery Charge Alternator	A	o
Failure to stop	A/S	A/S
Failure to start	A/S	A/S
Low fuel level	A/S	A/S
Overload	A/S	A/S
Earth leakage	A/S	A/S
Asymmetry between phases	A/S	A/S
Maintenance	A/S	A/S
High / Low generator frequency	A/S	A/S
Engine overspeed	A/S	A/S
Engine underspeed	A/S	A/S
Generator overvoltage	A/S	A/S
Generator undervoltage	A/S	A/S
ECU Alert (if applicable)	A/S	A/S
Low oil pressure	A/S	A/S
Low level of radiator water [f]	A/S	A/S
Engine high temperature	A/S	A/S
Fuel leakage/ theft	A	o

## 6 CONTROL PANEL

Engine	DEEPSEA 7320	OPTIONAL
Engine Speed	•	•
Low oil pressure protection	•	•
Oil pressure reading [c]	o	o
High temperature engine protection	•	•
Engine temperature reading [c]	o	o
Engine battery voltage	•	•
Intensity of the engine battery [d]	o	o
Fuel Consumption [e]	•	•
Low level of radiator water [f]	o	o
Engine maintenance scheduled	•	•
Communication	DEEPSEA 7320	OPTIONAL
USB female type B plug (Max. 6m) [g]	•	•
USB female type A plug (n)	-	o
RS232 port (Max. 15m) (n)	•	•
RS485 port (Max. 1,2Km) [h]	•	•
Ethernet port RJ45 [i]	o	o
GSM and/or GPS [j]	o	o
ModBus RTU protocol [h]	•	•
ModBus TCP protocol [i]	o	o
SNMP protocol [l]	•	•
CAN port (Max. 40m)	•	•
MSC port (Max. 240m) (m)	-	o
PLC functionality	•	•

Applications	DEEPSEA 7320	OPTIONAL
Automatic or manual starting	•	•
Remote start by NO dry contact	•	•
Automatic by mains failure	•	•
Alternating with timesharing	•	•
Multi-generators synchronization and load sharing (Max. 32 generators) (m)	-	o
Generator-Main in synchronism and load sharing (1 generator and 1 main) (m)	-	o
Optional expansions	DEEPSEA 7320	OPTIONAL
DSE2130 (8 inputs dig.)   IG-IOM (8 in/outputs dig. + 4 inputs anal.)   G-08 ( 8 inputs dig.)	•	•
DSE2157   I-RB8   G-06 (8 relay outputs)	•	•
DSE890   IL-NT-GPRS   G-GSM (GSM and/or GPS)	•	•
DSE891   IB-LITE   G-ETH (ethernet module)	•	•
DSE892   IB-LITE   - (ethernet module according SNMP protocol)	•	•
DSE2548   IGL-RA15   - (expansion with 8 additional LEDs)	•	•
DSE2510 / 20 (mirror controller, maximum distance 1km)	•	•
Standards		
Working temperature		-30 -> 70°C
Protection index (when assembled with sealing gasket)		IP65
Degree of humidity (during 48hr)		93% / 40°C

### Legend

•	Available
o	Optional
-	Not available
A	Warning Alarm
S	Stop alarm
[a]	Need additional CT
[b]	No. of outputs available for standard configuration. The outputs do not include relays and additional terminal connections.
[c]	If the information is not provided by the engine-ECU, you need an additional sensor

[d]	Needs additional ammeter
[e]	If information provided by the engine ECU
[f]	Required additional sensor
[g]	Requires the addition of the IL-NT-S-USB module
[h]	Requires the addition of the IL-NT-RS232-485 module
[i]	DeepSea: Requires the addition of the DSE891 module/ ComAp: Requires the addition of the IB-LITE module
[j]	DeepSea: Requires the addition of the DSE890 module/ ComAp: Requires the addition of the IL-NT-GPRS module
[l]	DeepSea: Requires the addition of the DSE892 module/ ComAp: Requires the addition of the IB-LITE module

Indicative weights and dimensions. Reference ambient conditions: 100kPa, 25°C, 30% relative humidity and fuel temperature below 40°C. Power in accordance with ISO 8528: Continuous power (PRP): Maximum available power to feed a variable electrical load for an unlimited period. The average of load factor in 24h of operation, shall not exceed 70% of the PRP. Admits 10% of overload during the maximum period of 1h every 12h of operation. The operation under overload shall not exceed 25h/year. Emergency Power (STP): Maximum available power to feed variable electrical load for a maximum period of 200h/year. The average of load factor in 24h of operation shall not exceed 70% of the STP. No overload. These specifications are subject to change without notice.

### Distribuidor